


# COMMUNITY DIRECTOR UPDATE




## COMMUNITY NEWS

## COMMUNITY UPDATES

## UPCOMING COMMUNITY EVENTS




Date:  
Location:



FATHER'S  
DAY  
BBQ  
PARTY

Date:  
Location:




Date:  
Location:

### Leasing Office Contact Information



## COMMUNITY TRASH SCHEDULE



## UPCOMING LOCAL EVENT

Event:  
Date:  
Location:



If you have already contacted our local Management and Housing office team and are not satisfied with the outcome, or if you have words of praise to share, we encourage you to reach out to our senior management.

**Community Director**



**Director of Operations**



# GRILLING SAFETY



There's nothing like outdoor grilling. It's one of the most popular ways to cook food. But a grill placed too close to the house or under patios can create a fire hazard. They can become very hot causing burn injuries.

## Resident Guidelines

- The use of gas-fired and charcoal barbecue grills inside garages, on decks, balconies, covered parking areas or patios and under any building overhang is strictly prohibited.
- All grills must be used a minimum of 25 feet from any building structure or combustible source.
- Fuel bottles (propane) from the gas-fired grills (attached or unattached) may be stored inside the garage. Do not store these bottles inside the structure.
- All grills may be stored in garages, on porches, decks, balconies and patios, provided the charcoal is completely extinguished or the gas fire is out and the propane is turned off.

## Propane Grills

- Propane grills should only be used outdoors.
- The grill should be placed well away from the home deck railings and out from under leaves and overhanging branches.
- Check the propane tank hoses for leaks before using it for the first time each year.
- If you smell propane while cooking, shut off the gas valve immediately.
- Always make sure your gas grill lid is open before lighting it.
- Never pour an accelerant, such as lighter fluid or gas, on a gas grill.
- Keep children and pets at least three feet away from the grill area.
- Keep your grill clean by removing grease or fat buildup from the grills and in trays below the grill.
- Always use or store cylinders outdoors in an upright (vertical) position.
- Never leave your grill unattended.
- Keep a fire extinguisher nearby.

## Charcoal Grills

- Charcoal grills should only be used outdoors.
- The grill should be placed well away from the home and deck railings and out from under leaves and overhanging branches.
- Keep children and pets at least three feet away from the grill area.
- There are several ways to get the charcoal ready to use. Charcoal chimney starters allow you to start the charcoal using newspaper as a fuel.
- If you use a starter fluid, use only charcoal starter fluid. Never add charcoal fluid or any other flammable liquids to the fire.
- Keep charcoal fluid out of the reach of children and away from heat sources.
- There are also electric charcoal starters, which do not use fire. Be sure to use an extension cord for outdoor use.
- When you are finished grilling, let the coals cool completely. Never empty coals directly into a trash can. Instead, place coals in a covered metal container located at least 10 ft away from your home and any other building.
- Keep a fire extinguisher nearby.

*If a fire or emergency occurs, call 478-926-2187 and provide the dispatcher the nature of the emergency, location of the emergency, your name and call back number.*





SUN

MON

TUE

WED

THU

FRI

SAT

							01 Rent is Due Summer Bazaar
02	03	04	05	D-Day	06	07 Pop in for Popsicles	08
09 National Flag Week	10	11	12		13	14 Father's Day BBQ U.S. Flag Day Army Birthday Pop in for Popsicles	15
16 Father's Day	17	18	19 Juneteenth	20 First Day Of Summer		21 Pop in for Popsicles	22
23	24	25	26	27 PTSD Awareness Day		28 Pop in for Popsicles	29
30							